

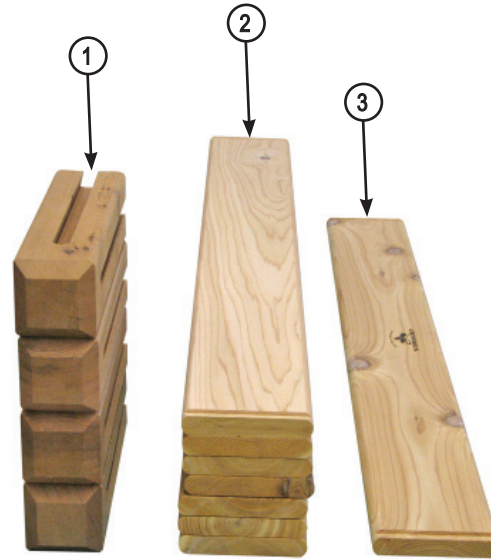
1 Parts Identification

Item #: RGB 34-34
Item #: RGB 34-34S

Stack matching pieces in piles. Using the parts list, locate and count the individual pieces and verify that you have received the correct number of pieces.

If any pieces are missing or replacement parts are required, contact Gronomics at 1-855-299-6727.

NOTE: Ground preparation is optional, however we recommend leveling area under frame of product, or place product directly on a flat level surface before filling with soil.



Parts List

ITEM	QTY.	PART #	DESCRIPTION
1	4	1301R	Corner Post, W/2 DOVETAILED SIDES 4" x 4" x 13", 10-1/4" Long Dovetail
2	7	3100T	Side Rail, 31" x 5-1/2" x 7/8"
3	1	3100TL	Side Rail(w/Logo), 31" x 5-1/2" x 7/8"

Product Care & Maintenance - Western Red Cedar will turn a weathered grey if left unfinished. Although no finish is required for cedar products when used outdoors, a natural oil finish applied regularly will help maintain the beauty and minimize cracking and drying. It is recommended to use **Gronomics Garden Bed Oil (Item # GBO-1Q)**, a non-toxic, food safe finish that is very easy to apply. Apply Oil when air and wind temperatures are between 50-90degrees. Avoid applying indirect sunlight.

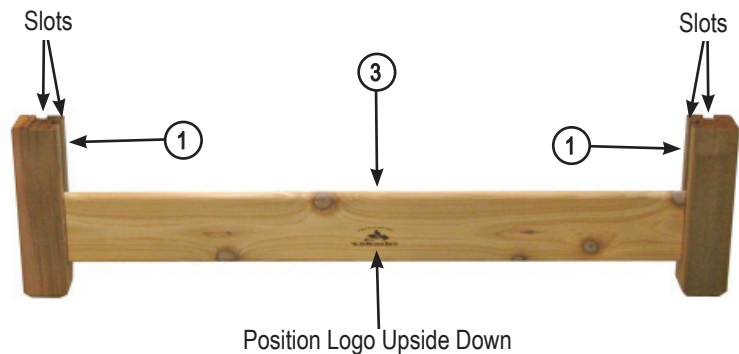
2 Side Rail Assembly

NOTE: Garden bed will be assembled upside down and flipped over when completed.

Stand two 4" x 4" x 13" corner posts (Item 1) with slots facing each post and slots facing away from you.

Install the 31" x 5-1/2" side rail w/Logo (Item 3) (position Logo upside down) into the slots and slide to the bottom of the slots.

Repeat procedure for the two remaining corner posts and a 31" x 5-1/2" side rail.



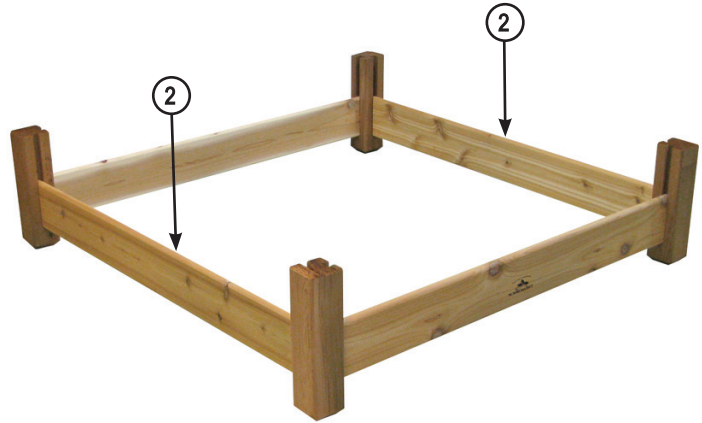
Packaged & Inspected by:

Date:

Continued

3 End Rail Assembly

Install two 31" x 5-1/2" side rails (Item 2) into the slots and slide to the bottom of the slots.



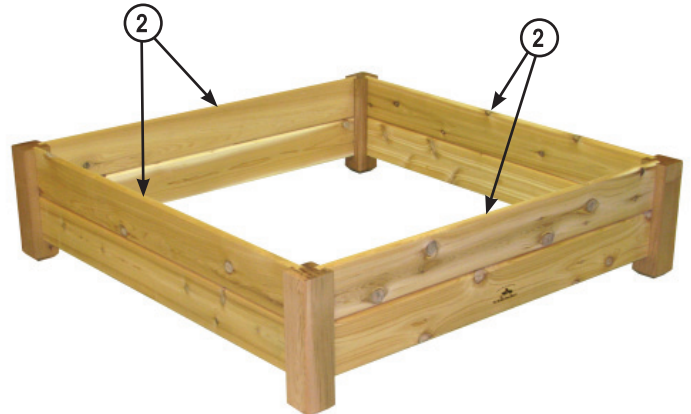
4 Final Side Rail Assembly

Install the remaining 31" x 5-1/2" side rails (Item 2) into the slots and slide down.

Flip the garden bed right side up.

NOTE: Ground preparation is optional. It is recommended to level an area under the frame of the garden bed before placing the garden bed and filling with soil.

Soil Capacity: 8.6 Cubic Feet



Garden Bed Right Side Up →

