

### 1 Parts Identification

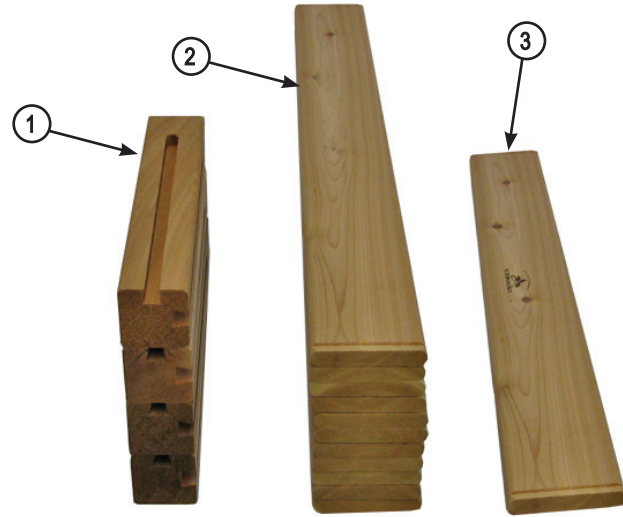
Item #: RGBT 48-48

Item #: RGBT 48-48S

Stack matching pieces in piles. Using the parts list, locate and count the individual pieces and verify that you have received the correct number of pieces.

If any pieces are missing or replacement parts are required, contact Gronomics at 1-855-299-6727.

NOTE: Ground preparation is optional, however we recommend leveling area under frame of product, or place product directly on a flat level surface before filling with soil.



### Parts List

ITEM	QTY.	PART #	DESCRIPTION
1	4	1901R	Corner Post, w/2 dovetailed sides 4" x 4" x 19"
2	11	4500T	Side Rail, 45" x 5-1/2" x 7/8"
3	1	4500TL	Side Rail w/Logo, 45" x 5-1/2" x 7/8"

**Product Care & Maintenance** - Western Red Cedar will turn a weathered grey if left unfinished. Although no finish is required for cedar products when used outdoors, a natural oil finish applied regularly will help maintain the beauty and minimize cracking and drying. It is recommended to use **Gronomics Garden Bed Oil (Item # GBO-1Q)**, a non-toxic, food safe finish that is very easy to apply. Apply Oil when air and wind temperatures are between 50-90degrees. Avoid applying in direct sunlight.

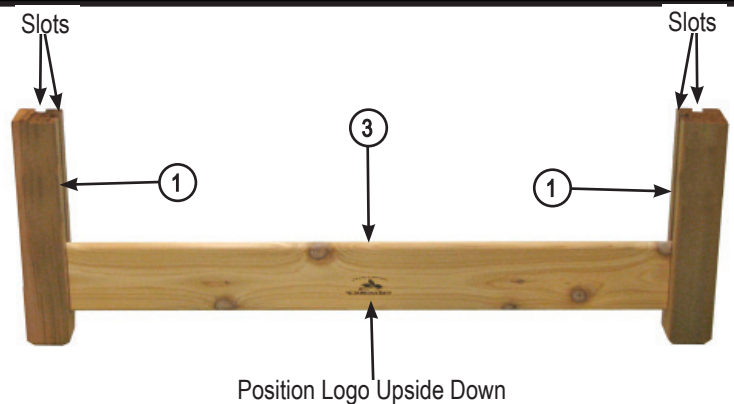
### 2 Side Rail Assembly

NOTE: Garden bed will be assembled upside down and flipped over when completed.

Stand two 4" x 4" x 13" corner posts (Item 1) with slots facing each post and slots facing away from you.

Install the 45" x 5-1/2" side rail w/Logo (Item 3) (position Logo upside down) into the slots and slide to the bottom of the slots.

Repeat procedure for the two remaining corner posts and a 45" x 5-1/2" side rail.




Packaged & Inspected by:

Date:

Continued

### 3 End Rail Assembly

Install two 45" x 5-1/2" side rails (Item 2) into the slots and slide to the bottom of the slots.



### 4 Final Side Rail Assembly

Install the remaining 45" x 5-1/2" side rails (Item 2) into the slots and slide down.

Flip the garden bed right side up.

NOTE: Ground preparation is optional. It is recommended to level an area under the frame of the garden bed before placing the garden bed and filling with soil.

Soil Capacity: 19.6 Cubic Feet

